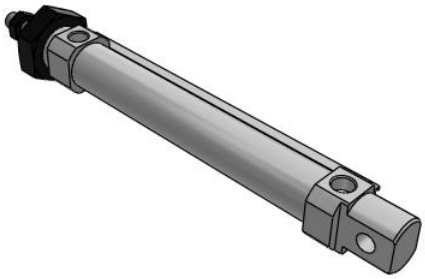

C(D)85K, ISO Cylinder, Double Acting, Single Rod, Non-Rotating

CD85KN20-100-A

Datasheet

General series information

- ISO cylinder, double acting, single rod
- Bore sizes (mm): 8, 10, 12, 16, 20, 25
- Type: non-rotating
- Cushion: rubber bumper only
- Strokes (mm): up to 300 (depending on bore)
- Auto switches available (order separate)

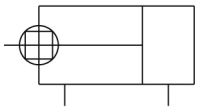

Double-acting cylinder, non-rotating single piston rod

Standard specifications

Magnet	D (Built-in)
Mounting	N (Basic Integrated Clevis)
Bore Size	Ø20 mm
Stroke	100
Switch Mounting	A (Rail)
Auto Switch	No Switch
Lead Wire or Prewired Connector	0.5m (Or None in the Case of No Switch)
Number	2 pcs. (Or None in the Case of No Switch)
Rod End Options	None
Made of Stainless Steel	None
Long Stroke	None
Pressure medium	Compressed air
Maximum temperature of pressure medium with magnet	60 °C
Minimum temperature of pressure medium with magnet	-10 °C
Maximum operating pressure	1 MPa
Minimum operating pressure	0.05 MPa
Proof pressure	1.5 MPa

Specifications are subject to change without prior notice and any obligation on the part of the manufacturer.

SMC CORPORATION Zuazobidea 14, 01012, Vitoria-Gasteiz, Álava +34 945184100 +34 945184126 www.smc.eu emcmarketing@smc.smces.es

Maximum ambient temperature with magnet	60 °C
Minimum ambient temperature with magnet	-10 °C
Number of pneumatic connections	2 pcs.
Pneumatic input connection	G 1/8
Pneumatic output connection	G 1/8
Mode of operation of drive	Double acting
Theoretical cylinder force, advance stroke (at 0.5 MPa)	157.1 N
Theoretical cylinder force, return stroke (at 0.5 MPa)	132.0 N
Maximum piston speed	1500 mm/s
Type of cushioning	Rubber bumper
Piston rod end	External thread
Geometric form of the piston rod	Single rod
Male thread of rod end	M8
Tolerance of torsion	±0° 42'
Weight	0.306 Kg

Specifications are subject to change without prior notice and any obligation on the part of the manufacturer.

SMC CORPORATION Zuazobidea 14, 01012, Vitoria-Gasteiz, Álava +34 945184100 +34 945184126 www.smc.eu emcmarketing@smc.smces.es

Dimensions

振動-片ロッド
ラバークッション：C□85N チューブ内径 − ストローク − □
磁石なし／磁石内蔵

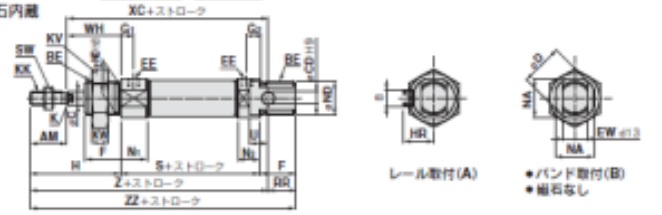

エアクッション：C□85N チューブ内径 − ストローク C − □
磁石なし／磁石内蔵

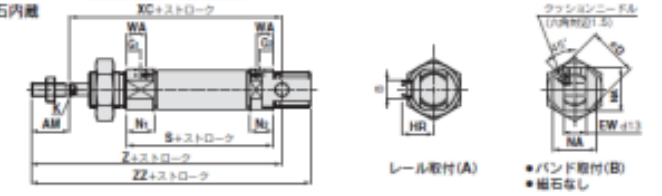

ジャバラ付

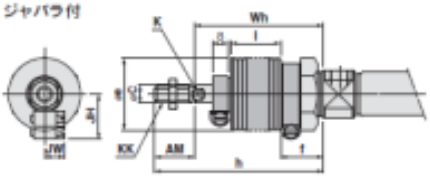

C□85KN
ロッド回り止め形(ラバークッションのみ)

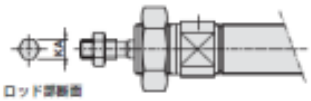

寸法表 (mm)

チューブ内径	AM	BE	C	CD	D	EE	EW	F	G1	G2	H	HR	K	KA	KK	KV	KW	N1	N2	NA	ND	RR	S	SW	U	WA	WH	XC	Z	ZZ
8	12	M12×1.25	4	4	16.7	M8×1.0	8	12	7	5	28	10	—	4.2	M4×0.7	19	6	11.5	9.5	15	12	10	45	7	6	—	16	64	75	86
10	12	M12×1.25	4	4	16.7	M8×1.0	8	12	7 (5.5)	5 (5.5)	28	10.5	—	4.2	M4×0.7	19	6	11.5 (13.5)	9.5 (13.5)	15	12	10	45 (53)	7	6	10.5	16	64 (71)	75 (83.5)	86 (93.5)
12	16	M16×1.5	6	6	19.7	M8×1.0	12	17	8 (5.5)	6 (5.5)	38	14	5	6.2	M6×1	24	8	12.5 (12.5)	10.5 (12.5)	18.3	16	14	52 (54)	10	9	9.5	22	75 (78)	91 (95.5)	105 (109)
16	16	M16×1.5	6	6	19.7	M8×1.0	12	17	8 (5.5)	6 (5.5)	38	14	5	6.2	M6×1	24	8	12.5 (12.5)	10.5 (12.5)	18.3	16	13	52 (54)	10	9	9.5	22	82 (85)	98 (102.5)	111 (115)
20	20	M22×1.5	8	8	28	G 1/8	16	20	8	8	44	17	6	8.2	M8×1.25	32	11	15/17	15/17	24	22	11	62	13	12	13	24	95	115	126
25	22	M22×1.5	10	8	33.5	G 1/8	16	22	8	8	50	20	8	10.2	M10×1.25	32	11	15/17	15/17	30	25	11	65	17	12	13	28	104	126	137

（ ）内はエアクッションの場合。

ジャバラ付 (mm)

チューブ内径 \ 通常ストローク	AM	C	e	f	K	KK	h 1~50	51~100	101~150	151~200	201~300	301~400	401~500
20	20	8	36	20	6	M8×1.25	71	84	96	109	134	159	—
25	22	10	36	20	8	M10×1.25	74	87	99	112	137	162	187

チューブ内径 \ 通常ストローク	l 1~50	51~100	101~150	151~200	201~300	301~400	401~500	JH	JW	Wh 1~50	51~100	101~150	151~200	201~300	301~400	401~500
20	12.5	25	37.5	50	75	100	—	23.5	10.5	51	64	76	89	114	139	—
25	12.5	25	37.5	50	75	100	125	23.5	10.5	52	65	77	90	115	140	165

Specifications are subject to change without prior notice and any obligation on the part of the manufacturer.

SMC CORPORATION Zuazobidea 14, 01012, Vitoria-Gasteiz, Álava +34 945184100 +34 945184126 www.smc.eu emcmarketing@smc.smces.es

Constructions

C□85□20, 25 Rubber bumper

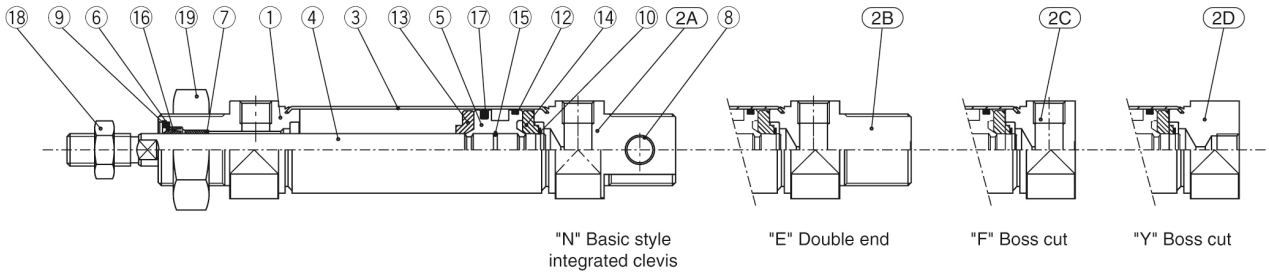

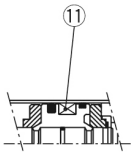

Built-in magnet

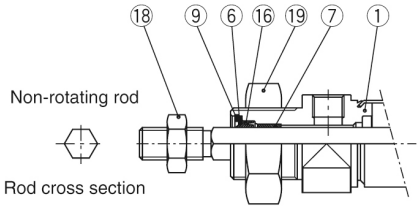

Component Parts

No.	Description	Material	Quantity	Remarks
①	Rod cover	Aluminum alloy	1	White anodized
2A	Head cover N	Aluminum alloy	1	White anodized
2B	Head cover E	Aluminum alloy	1	White anodized
2C	Head cover F	Aluminum alloy	1	White anodized
2D	Head cover Y	Aluminum alloy	1	White anodized
③	Cylinder tube	Stainless steel	1	
④	Piston rod	Carbon steel	1	Hard chrome plated
⑤	Piston	Aluminum alloy	1	Chromated
⑥	Plain washer	Carbon steel	1	Nickel plated
⑦	Bushing	Sintered bronze	1	
⑧	Bushing	Sintered bronze	2	

No.	Description	Material	Quantity	Remarks
⑨	Retaining ring	Carbon steel	1	Nickel plated
⑩	Retaining ring	Carbon steel	2	
⑪	Magnet		1	(Switch style only)
⑫	Wear ring	Phenolic resin	1	
⑬	Bumper A	Urethane	1	
⑭	Bumper B	Urethane	1	
⑮	Piston gasket	NBR	1	
⑯	Rod seal	NBR	1	
⑰	Piston seal	NBR	1	
⑱	Rod end nut	Carbon steel	1	Nickel plated
⑲	Mounting nut	Carbon steel	1	Nickel plated

∗ Stainless steel (Non-rotating rod)

Specifications are subject to change without prior notice and any obligation on the part of the manufacturer.

SMC CORPORATION Zuazobidea 14, 01012, Vitoria-Gasteiz, Álava +34 945184100 +34 945184126 www.smc.eu emcmarketing@smc.smces.es

Additional information

Catalogue C85_C75-A_EU.pdf

Specifications are subject to change without prior notice and any obligation on the part of the manufacturer.

SMC CORPORATION Zuazobidea 14, 01012, Vitoria-Gasteiz, Álava +34 945184100 +34 945184126 www.smc.eu emcmarketing@smc.smces.es